

Ancient Egyptian Civilization

By: Mikayel H.



AFN 121; BMCC
Prof. Remi Alapo
Fall 2021



EGYPT

This Photo by Unknown Author is licensed under [CC BY](#)

This Photo by Unknown Author is licensed under [CC BY-SA-NC](#)

INTRODUCTION

The background of the slide is a close-up photograph of an ancient Egyptian stone relief. It depicts a large, stylized face of a deity or pharaoh, carved in a traditional Egyptian style with prominent eyes and a serene expression. The stone is weathered and shows signs of age, with some blueish-grey patina. The relief is set against a darker, textured background.

- One of the earliest civilizations and structures of the government were created by the ancient Egyptians.
- Ancient Egypt is known for its highly patriarchal society based on agricultural economy.
- Ancient Egyptian civilizations are also widely known for its building, agricultural and structural reforms of the ancient world.
- In this presentation we are going to dig deeper to try to find answers to questions that civilization have been debating throughout history.

QUESTIONS

The background of the slide is a photograph of the Great Pyramids of Giza and the Sphinx in Egypt. The pyramids are arranged in a row, with the Sphinx in the foreground. The sky is a mix of orange and blue, suggesting a sunset or sunrise. The overall tone is historical and educational.

How was the building of the great pyramids possible?

How were social and economical classes divided?


How did they distinguish between social classes?

What rules and laws did they follow?

How did the governmental system operate?


The Hieroglyphic Writing

- In the background the Ancient Egyptian hieroglyphics can be seen
- Ancient Egyptians had invented a unique writing system known as the Hieroglyphic writing. The word hieroglyph literally means "sacred carvings". When this writing system was just invented, Ancient Egyptians used it solely for decorating the temple walls, tombs and etc.



Pyramids

- It has been a mystery for many years on how the ancient Egyptians have built the great pyramids, there are many different opinions, but the main belief is they have used huge ramps in order to physically drag and put the blocks on top of each other in order to shape the pyramids.
- And in the background it can be seen how they managed to built the pyramids, the huge ramps can be seen, what helped them to put the blocks on top of each other



Economy

- The ancient Egyptians had a very strict economical structures and classes. Through trade and agriculture is where their money and goods came from, but different social classes benefited from them differently. Such as the pharaohs were always on top and taking most of it while the rest were divided in different classes.

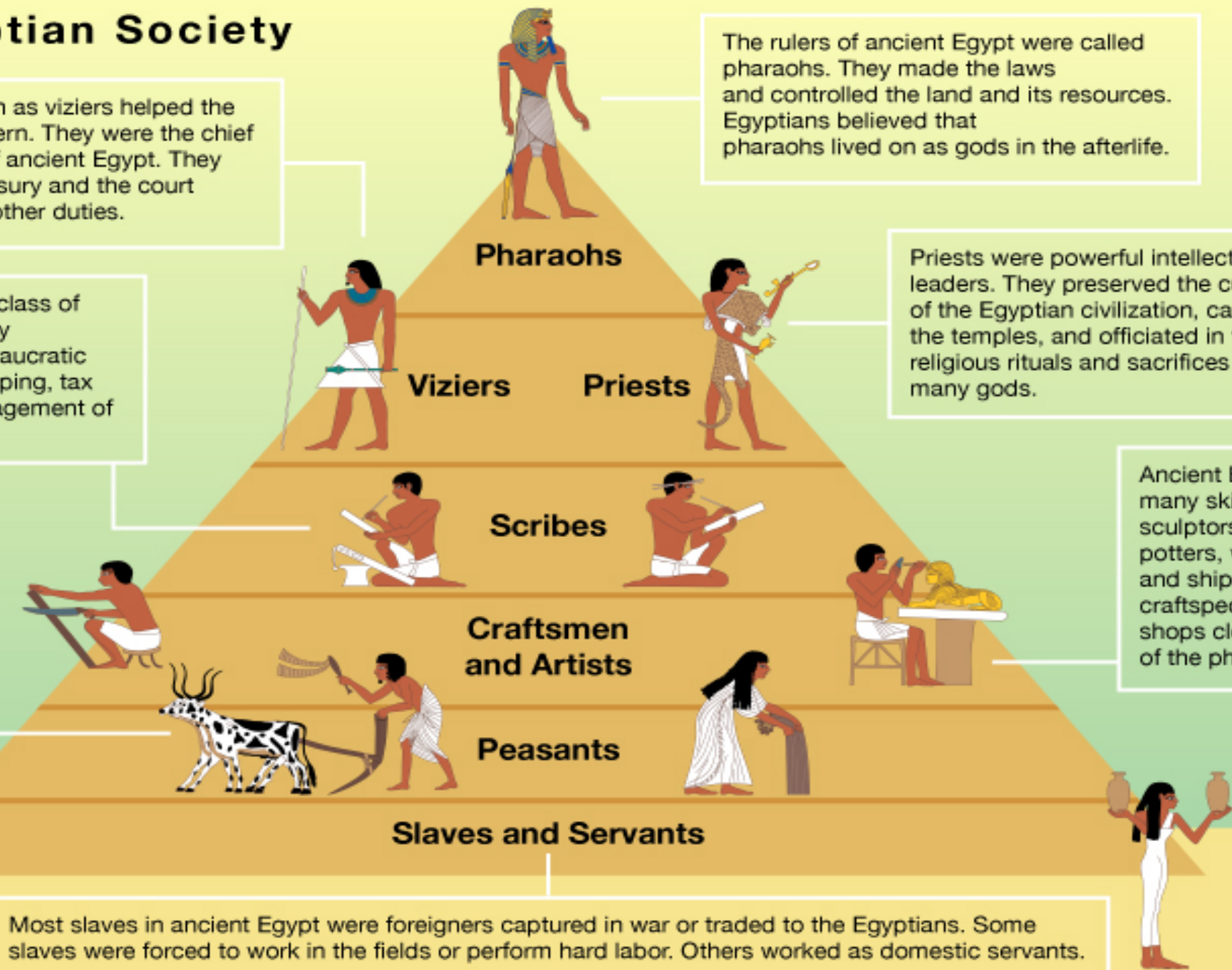


Ancient Egyptian Society

Assistants known as viziers helped the pharaohs to govern. They were the chief administrators of ancient Egypt. They oversaw the treasury and the court system, among other duties.

Scribes formed a special class of literate professionals. They performed important bureaucratic duties such as record keeping, tax accounting, and the management of public works.

Peasants were primarily responsible for growing crops. When they were not busy farming, peasants were often used to construct irrigation works, quarry stone, and help build tombs and temples.



The rulers of ancient Egypt were called pharaohs. They made the laws and controlled the land and its resources. Egyptians believed that pharaohs lived on as gods in the afterlife.

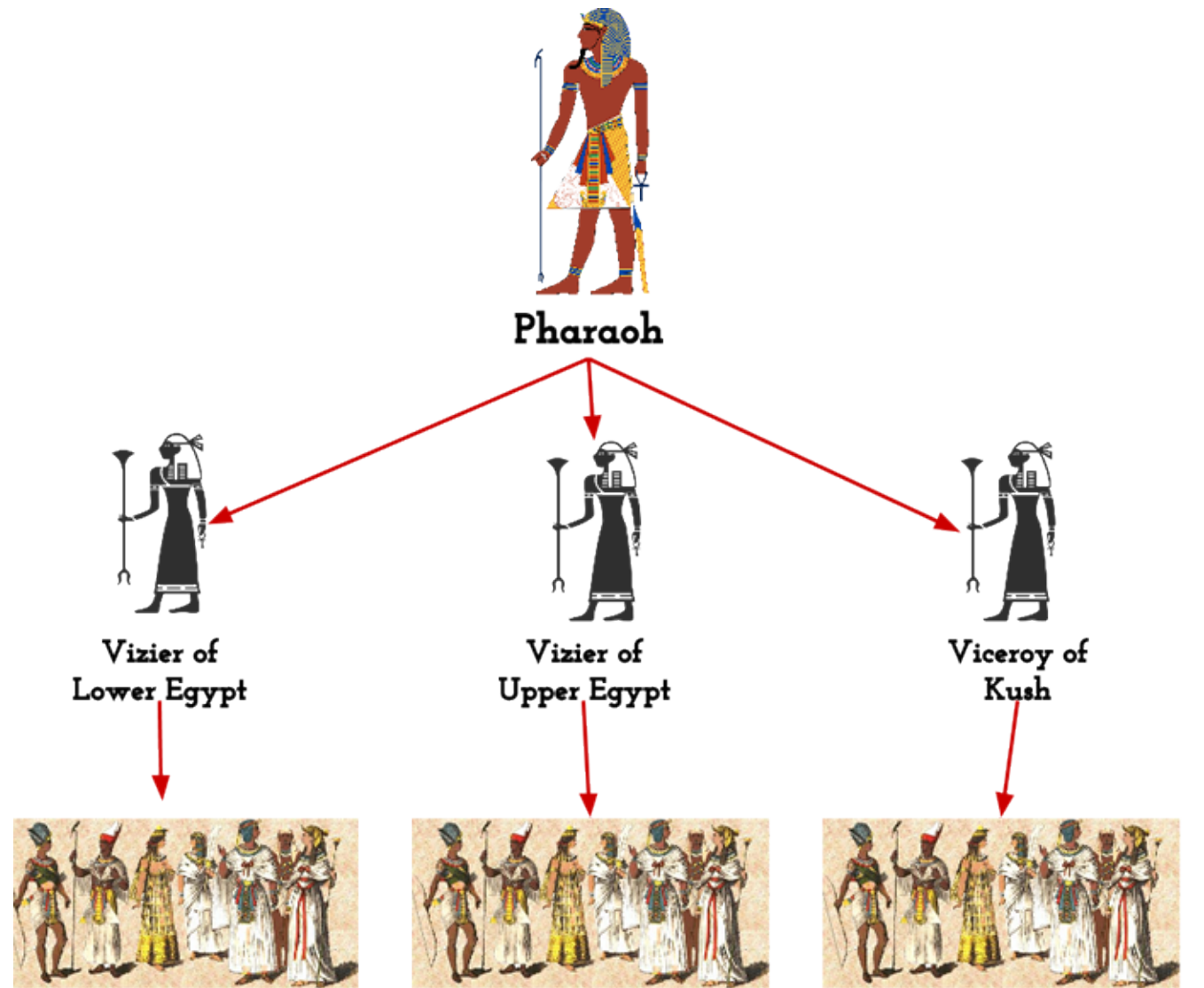
Priests were powerful intellectual leaders. They preserved the culture of the Egyptian civilization, cared for the temples, and officiated in the religious rituals and sacrifices to the many gods.

Ancient Egypt produced many skilled painters, sculptors, metalworkers, potters, woodworkers, and shipbuilders. Many craftspeople worked in shops close to the palace of the pharaoh.

Most slaves in ancient Egypt were foreigners captured in war or traded to the Egyptians. Some slaves were forced to work in the fields or perform hard labor. Others worked as domestic servants.

Governmental Structure

In Ancient Egypt the structure for the governmental system was very strict and was obeyed by everyone. It was strictly passed down and followed by all the people under the Pharaoh.



Vizier's staff, taxes, army, priests, royal works, and other departments of the government

Old Kingdom

- Old kingdom was from 2575 BC to 2150 BC.
- Is it also known as the time the pyramids were built.
- The old kingdom had different. Dynasties, from Third to the Sixth Dynasty.
- The peak of the Old Kingdom, were during the Fourth Dynasty when powerful pharaohs like Sneferu and Khufu were in charge.




Middle Kingdom

- The middle kingdom was from 1775 BC to 1640 BC.
- It was one of the peaks of Ancient Egypt.
- During this time all of Egypt was under the rule of the same government and Pharaoh.
- The peak of the Middle Kingdom was during the Twelfth Dynasty under the the rule of Amenehat Pharaoh
- The economic peak lasted for 45 years.



New Kingdom

- During the New Kingdom dynasties from the 18th to the 20th ruled.
 - Famous Pharaohs like Ramses 2, Tutankhamun, and Thutmose 3rd ruled during the New Kingdom .
 - New religion was adopted during the New Kingdom, they changed to believe in one god instead of many.
 - They believed in Aten, and they built a new city named Amara in honor of Aten.
-



42 Ideals of Ma'at

Rules and Laws

This picture shows the 42 laws that were used. Maat or Ma'at, refers to the ancient Egyptian concepts of truth, balance, order, harmony, law, morality, and justice

1. I honor virtue

2. I benefit gratitude
3. I am peaceful
4. I respect the property of others
5. I affirm that all life is sacred
6. I give offerings that are genuine

7. I live in truth

8. I regard all altars with respect
9. I speak with sincerity
10. I consume only my fair share
11. I offer words of good intent
12. I relate in peace

13. I honor animals with reverence

14. I can be trusted
15. I care for the Earth

16. I keep my own council

17. I speak positively of others
18. I remain in balance with my emotions
19. I am trustful in my relationships
20. I hold purity in high esteem
21. I spread joy

22. I do the best I can

23. I communicate with compassion
24. I listen to opposing opinions
25. I create harmony
26. I invoke laughter
27. I am open to love in various forms
28. I am forgiving

29. I am kind

30. I act respectfully of others
31. I am accepting

32. I follow my inner guidance

33. I converse with awareness
34. I do good

35. I give blessings

36. I keep the waters pure

37. I speak with good intent

38. I praise the Goddess and the God

39. I am humble

40. I achieve with integrity

41. I advance through my own abilities

42. I embrace the ALL





Conclusion

- After researching and learning about the Ancient Egyptian culture and the way of life, I have come to a conclusion on how smart and organized they were back in the day. They managed to create and built great empires and cities. Even throughout the time of change and chaos and many difficulties they kept well organized and followed their rules. It amazes me to learn on how till this day there are systems and rules we follow that were created back during the ancient Egyptian times. Many great ideas that were used back in the day we still see in the modern era and use them in order to keep forming governments and coming together as a country, group or any organization.





References

- Mark, J. J. (2021, December 08). Old Kingdom of Egypt. Retrieved from https://www.worldhistory.org/Old_Kingdom_of_Egypt/
- Ancient Egypt. (n.d.). Retrieved from https://www.ducksters.com/history/ancient_egypt/old_kingdom.php
- Ancient Egypt. (n.d.). Retrieved from <https://www.britannica.com/place/ancient-Egypt>
- Ancient Egypt. (n.d.). Retrieved from <https://www.ushistory.org/civ/3.asp>
- All images are courtesy of Google images.
- Freeartist, Sculpies, WitR, Powerofforever, Photoservice, Ajiravan, . . . Flory. (n.d.). Ancient Egypt Pictures, Images and Stock Photos. Retrieved from <https://www.istockphoto.com/photos/ancient-egypt>
- Unsplash. (n.d.). 30k Ancient Egypt Pictures: Download Free Images on Unsplash. Retrieved from <https://unsplash.com/s/photos/ancient-egyp>